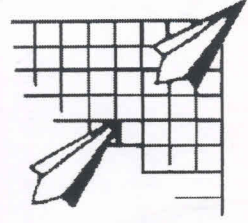


# HARDOLI PAPER MILLS LTD.

Regd. Off. : "Krishna Kunj", 1st Floor, Bhavsar Chowk, C.A. Road, NAGPUR-440032.  
Ph. (O) (0712) 2770168, 2770968, 2733846 E-mail : hardolipaper@gmail.com  
CIN : L21010MH1995PLC085883



**January 19, 2023**

Head- Listing & Compliance  
**Metropolitan Stock Exchange of India Ltd. (MSEI)**  
Vibgyor Towers, 4th floor,  
Plot No C 62, G - Block,  
Opp. Trident Hotel,  
BandraKurla Complex,  
Bandra (E), Mumbai – 400 098, India.

Dear Sir / Madam,


**Ref : Scrip Code - HARDOLI**  
**Subject : Shareholding Pattern for the Quarter ended 31.12.2022**

Pursuant to Regulation 31(1)(b) of the SEBI (Listing Obligations and Disclosure Requirements) Regulations, 2015, we submit herewith Shareholding Pattern for the Quarter ended 31.12.2022

Please take the above information on record.

Thanking you.

Yours faithfully,  
**For Hardoli Paper Mills Limited**

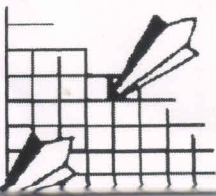
  
**Anilkumar M. Lakhotiya**  
Managing Director  
(DIN – 00367361 )



**HOLDING OF SPECIFIED SECURITIES ANNEXURE - 1**  
1. Name of Listing Entity : HARDOLI PAPER MILLS LIMITED

3. Share Holding Pattern Filed under: Reg. 31(1)(b) SHAREHOLDING AS ON : 31st December, 2012  
4. Declaration : The Listed entity is required to submit the following declaration to the extent of submission of information :-

	Particulars	Yes*	No*
1	Whether the Listed Entity has issued any partly paid up shares?		No
2	Whether the Listed Entity has issued any Convertible Securities or Warrants?		No
3	Whether the Listed Entity has any shares against which depository receipts are issued?		No
4	Whether the Listed Entity has any shares in locked-in?		No
5	Whether any shares held by promoters are pledge or otherwise encumbered?		No



**Hardoli Paper Mills Ltd.**  
Regd. Off. : "Krishna Kunj", 1st Floor, Bhavsar Chowk, C.A. Road, NAGPUR-440032.  
Ph. (O) (0712) 2770168, 2770968, 2733846 E-mail : hardolipaper@gmail.com  
CIN : L21010MH1995PLC085883

Table I - Summary Statement holding of specified securities

Category (I)	Category of shareholder (II)	Nos. of share holders (III)	No. of fully paid up equity shares held (IV)	No. of Partly paid-up equity shares held (V)	No. of shares underlying Depository Receipts (VI)	Total Nos. shares held (VII = IV+V+VI)	Shareholding as a % of total no. of shares (Calculated as per SCRR, 1957) (VIII) As a % of (A+B+C2)	No of voting Rights held in each class of securities (IX)			No of shares outstanding convertible Securities (including warrants) (X)	Total Shareholding as a % assuming full conversion of convertible securities (as a % of diluted share capital)	Number of Locked in shares (XII)		Number of shares pledged or otherwise encumbered (XIII)		Number of equity shares held in dematerialized Form (XIV)
								Class X	Class Y	Total			Total as a % of (A+B+C)	No.(a)	As a % of Total shares held (b)	No.(a)	
(A)	Promoter and Promoter Group	7	659600	0	0	659600	28.17	659600	0	659600	28.17	0	0	0	0	0	659600
(B)	Public	374	1681500	0	0	1681500	71.83	1681500	0	1681500	71.83	0	0	0	0	0	1681500
(C)	Non Promoter - Non Public																
(C1)	Shares underlying DRs	0	0	0	0	0	0.00	0	0	0	0.00	0	0	0	0	0	0
(C2)	Shares held by Employee Trusts	0	0	0	0	0	0.00	0	0	0	0.00	0	0	0	0	0	0
	Total	381	2341100	0	0	2341100	100.00	2341100	0	2341100	100.00	0	0	0	0	0	1847200



Table II - Statement showing Shareholding Pattern of the Promoter and Promoter Group

Category & Name of the Shareholder (i)	PAN (ii)	Nos. of share holders (iii)	No. of fully paid up equity shares held (iv)	No. of Partly paid-up equity shares held (v)	No. of shares underlying Depository Receipts (vi)	Total Nos. shares held (vii = iv+v+vi)	Shareholding % calculate as per SCRR 1957 As a % of (A+B+C2) (viii)	No of voting Rights held in each class of securities (ix)			Total as a % of voting rights	No of shares underlying convertible Securities (including warrants) (x)	Total Shareholding as a % assuming full conversion of securities(as a % of diluted share capital) (xi) = (viii)+(x) as a %	Number of Locked in shares (xii)		Number of shares pledged or otherwise encumbered (xiii)		Number of equity shares held in dematerialized Form (xiv)
								Class X	Class Y	Total				No.(a)	As a % of Total shares held (b)	No.(a)	As a % of Total shares held (b)	
Individuals/HUFs																		
Om Prakash Rathi	AALPR3682G	1	228900	0	0	0	9.78	228900	0	228900	9.78	0	0.00	0	0.00	0	0.00	228900
Kailash Purushottam Agarwal	ABHPA7233R	1	177300	0	0	0	7.57	177300	0	177300	7.57	0	0.00	0	0.00	0	0.00	177300
Anilkumar M. Lakhotiya	AAQFL2927D	1	126100	0	0	0	5.39	126100	0	126100	5.39	0	0.00	0	0.00	0	0.00	126100
Jarnalising G. Saini	ABIP59846B	1	89300	0	0	0	3.81	89300	0	89300	3.81	0	0.00	0	0.00	0	0.00	89300
Kamal Kumar Kailash Agarwal	ABJPA9464E	1	34300	0	0	0	1.47	34300	0	34300	1.47	0	0.00	0	0.00	0	0.00	34300
Rajindersing B. Saini	AERP5517ZE	1	3600	0	0	0	0.15	3600	0	3600	0.15	0	0.00	0	0.00	0	0.00	3600
Rajiv Behal	ACIPB6649J	1	100	0	0	0	0.00	100	0	100	0.00	0	0.00	0	0.00	0	0.00	100
Central Govt./State Govt.		0	0	0	0	0	0.00	0	0	0	0.00	0	0.00	0	0.00	0	0.00	0
Financial Institutions/Banks		0	0	0	0	0	0.00	0	0	0	0.00	0	0.00	0	0.00	0	0.00	0
Any Other		0	0	0	0	0	0.00	0	0	0	0.00	0	0.00	0	0.00	0	0.00	0
Bodies Corporate		7	659600	0	0	0	28.17	659600	0	659600	28.17	0	0.00	0	0.00	0	0.00	659600
Sub Total (A)(1)		7	659600	0	0	0	28.17	659600	0	659600	28.17	0	0.00	0	0.00	0	0.00	659600
Foreign																		
Individuals(NRI/Foreign Individuals)		0	0	0	0	0	0.00	0	0	0	0.00	0	0.00	0	0.00	0	0.00	0
Government		0	0	0	0	0	0.00	0	0	0	0.00	0	0.00	0	0.00	0	0.00	0
Institutions		0	0	0	0	0	0.00	0	0	0	0.00	0	0.00	0	0.00	0	0.00	0
Foreign Portfolio Investor		0	0	0	0	0	0.00	0	0	0	0.00	0	0.00	0	0.00	0	0.00	0
Any Other(specify)		0	0	0	0	0	0.00	0	0	0	0.00	0	0.00	0	0.00	0	0.00	0
Sub Total (A)(2)		0	0	0	0	0	0.00	0	0	0	0.00	0	0.00	0	0.00	0	0.00	0
Total Shareholding of Promoter and Promoter Group (A)=(A)(1)+(A)(2)		7	659600	0	0	0	28.17	659600	0	659600	28.17	0	0.00	0	0.00	0	0.00	659600



Table III - Statement showing Shareholding Pattern of the Public Shareholder

1	Category & Name of the shareholder (i)	PAN (ii)	Nos. of share holders (iii)	No. of fully paid up equity shares held (iv)	Partly paid-up equity shares held (v)	No. of shares underlying Depository Receipts (vi)	Total Nos. shares held (vii) = (iv)+(v)+(vi)	Shareholding % calculate as per SCRR 1957 As a % of (A+B+C2) (viii)	No of voting Rights held in each class of securities (ix)			Total as a % of Total voting rights	No of shares underlying outstanding convertible Securities (including warrants) (x)	Total Shareholding as a % assuming full conversion of convertible securities as a % of diluted share capital (xi) = (vii)+(x) as a %	Number of Locked in shares (xii)	Number of shares pledged or otherwise encumbered (xiii)	Number of equity shares held in dematerialized Form (xiv)
									Class X	Class Y	Total						
(a)	Institutions		0	0	0	0	0	0.00	0	0	0	0	0	0	0	0	0
(b)	Mutual Funds		0	0	0	0	0	0.00	0	0	0	0	0	0	0	0	0
(c)	Venture Capital Funds		0	0	0	0	0	0.00	0	0	0	0	0	0	0	0	0
(d)	Alternate Investments Funds		0	0	0	0	0	0.00	0	0	0	0	0	0	0	0	0
(e)	Foreign Venture Capital Investors		0	0	0	0	0	0.00	0	0	0	0	0	0	0	0	0
(f)	Foreign Portfolio Investors		0	0	0	0	0	0.00	0	0	0	0	0	0	0	0	0
(g)	Financial Institutions/Banks		0	0	0	0	0	0.00	0	0	0	0	0	0	0	0	0
(h)	Insurance Companies		0	0	0	0	0	0.00	0	0	0	0	0	0	0	0	0
(i)	Provident Funds / Pension Funds		0	0	0	0	0	0.00	0	0	0	0	0	0	0	0	0
(j)	Any other (specify)		0	0	0	0	0	0.00	0	0	0	0	0	0	0	0	0
	Sub Total (B)(1)		0	0	0	0	0	0.00	0	0	0	0	0	0	0	0	0
2	Central Government/State Government(s)/ President of India		0	0	0	0	0	0.00	0	0	0	0	0	0	0	0	0
(a)	Central Gov./State Govt.		0	0	0	0	0	0.00	0	0	0	0	0	0	0	0	0
	Sub Total (B)(2)		0	0	0	0	0	0.00	0	0	0	0	0	0	0	0	0
3	Non-Institutions		0	0	0	0	0	0.00	0	0	0	0	0	0	0	0	0
(a)	Individual		0	0	0	0	0	0.00	0	0	0	0	0	0	0	0	0
	Ind-Hold nominal shr capital upto Rs. 2L		359	609800	0	0	609800	26.05	0	0	609800	26.05	0	0	0	0	155900
(ai)	Ind-Hold nominal shr capital in excess of Rs. 2L		12	1056700	0	0	1056700	45.13	0	0	1056700	45.13	0	0	0	0	1021700
(b)	NBFCs Registered with RBI		0	0	0	0	0	0.00	0	0	0	0.00	0	0	0	0	0
(c)	Employees Trusts		0	0	0	0	0	0.00	0	0	0	0.00	0	0	0	0	0
(d)	Overseas Depositories (holding DRs) (balancing figure)		0	0	0	0	0	0.00	0	0	0	0.00	0	0	0	0	0
(e)	Any Other (NRI)		1	10000	0	0	10000	0.43	0	0	10000	0.43	0	0	0	0	0
e(1)	Bodies Corporate		2	5000	0	0	5000	0.21	0	0	5000	0.21	0	0	0	0	0
	Sub Total (B)(3)		374	1681500	0	0	1681500	71.83	0	0	1681500	71.83	0	0	0	0	1187600
	Total Public Shareholding		381	2341100	0	0	2341100	100.00	0	0	2341100	100.00	0	0	0	0	1847200



Table IV - Individual Shareholders holding nominal share capital in excess of Rs. 2 Lakhs

Serial No.	Name of the Shareholder (I)	PAN (II)	No. of fully paid up equity shares held (IV)	Total Nos. shares held (VII = IV+V+VI)	Shareholding % calculate as per SCRR 1957 As a % of (A+B+C2) (VIII)	No of voting Rights held in each class of securities (IX)			Total as a % of Total voting rights	Total Shareholding as a % assuming full conversion of convertible securities (as a % of diluted share capital) (XI) = (VII)+(X) as a % of A+B+C2	Number of equity shares held in dematerialized Form (XIV)	Reason for not providing PAN
						Class X	Total	Total				
1	Akshay Rathi	AAAAPLR3680E	183100	183100	7.82	183100	183100	7.82	7.82	183100		
2	Jaswant Amarsingh Saini	AHFPJ7356H	35000	35000	1.50	35000	35000	1.50	1.50	0.00		
3	Gaurav Anilkumar Lakhotiya	ABUPL4789N	315150	315150	13.46	315150	315150	13.46	13.46	315150		
4	Snehlata Anilkumar Lakhotiya	ABIPL6391C	77900	77900	3.33	77900	77900	3.33	3.33	77900		
5	Kailash Agarwal HUF	AABHK1395R	54600	54600	2.33	54600	54600	2.33	2.33	54600		
6	Sanjay Kailashchandra Agrawal	ADQPA0441E	41400	41400	1.77	41400	41400	1.77	1.77	41400		
7	Kajal Sanjay Agrawal	AAIPPA4339H	28900	28900	1.23	28900	28900	1.23	1.23	28900		
8	Shalendra Kailash Agrawal	ABIPPA9563E	28900	28900	1.23	28900	28900	1.23	1.23	28900		
9	Navita Kamal Agrawal	ABGPA3673A	25000	25000	1.07	25000	25000	1.07	1.07	25000		
10	Prabha Agrawal	ABHPA7232Q	24750	24750	1.05	24750	24750	1.05	1.05	24750		
11	Mangal Rathi	AALPR3861F	130200	130200	5.56	130200	130200	5.56	5.56	130200		
12	Jugalkishore Asaram Dhoot	ABIPD0261F	111800	111800	4.78	111800	111800	4.78	4.78	111800		
	<b>Total</b>		<b>1056700</b>	<b>1056700</b>	<b>45.13</b>	<b>1056700</b>	<b>1056700</b>	<b>45.13</b>	<b>45.13</b>	<b>1021700</b>		

